D LiNE
SCHOOL OF DESIGN
KOCHI

INTERNSHIP
PORTFOLIO

FATHIMATH SAFNA N.N
249199520061

MY JOURNEY – FROM ZERO TO CONFIDENCE



FATHIMATH SAFNA N.N
BSC INTERIOR DESIGN

When I first joined Dline School of Design, I was completely new to the field of Interior Design. I had almost zero knowledge about the course, the profession or the creative possibilities it offered. I started this journey without knowing what to expect or what I was truly capable of.

As I progressed through each semester, every class, project and challenge became a learning experience. I gradually developed an understanding of design concepts, space planning, materials, colour combinations, functionality and aesthetics. I also gained practical knowledge of software such as AutoCAD, SketchUp, D5 Render, Lumion and Photoshop, which helped me transform my ideas into visual designs.

One of the most valuable milestones in my journey was my internship at Urban Hive, an architectural firm. Working in a professional environment gave me practical exposure to 3D rendering, working drawings, electrical drawings, design development and mood board preparation. It also helped me understand client requirements, develop suitable design solutions and manage tasks with greater responsibility and confidence.

Each semester brought new experiences and challenges. Every project became an opportunity to explore something different. I gradually developed the ability to understand project requirements, identify suitable concepts, plan spaces, select materials and colours, and transform initial ideas into practical design solutions.

Today, as I step into my fifth semester, I can clearly see how much I have grown. From being someone who once had no idea about this field, I have developed the confidence and ability to independently understand, plan and execute a design project.

The biggest change is not just the technical knowledge I have gained, but the belief I have developed in my own creativity and capabilities. I have learned to face challenges, take responsibility, make design decisions and continuously improve through experience.

I believe there is still so much more to learn and explore. Every project is an opportunity to grow, and every experience brings me one step closer to becoming the designer I aspire to be.

I started this journey with zero knowledge, but today I move forward with creativity, confidence and a strong belief in my abilities.
This is not just my academic journey; it is the journey of discovering myself and becoming a designer. And this is only the beginning.

.THANKYOU.

URBANHIVE.

ARCHITECTURE
STRUCTURE
INTERIOR

Ar Ragima Ramachandran
Principal Architect,Urban Hive
B.Arch, M.Arch

31/10/2026

INTERNSHIP COMPLETION CERTIFICATE

This is to certify that Mrs Fathimath Safna N N has successfully completed her Interior internship with URBAN HIVE as Intern Designer from 03/08/2026 to 31/10/2026.

During this internship period she was exposed to various Design skills required for an Interior designer- mood board for interior, interior design development,creating working drawings. Her software knowledge got wellversed in many of the Interior and Designing softwares.

We found her to be a polite and hardworking.we wish her a successful future.

Regards,

Ar Ragima Ramachandran

Door No: XV/92, Kongorppilly PO, Ernakulam, 683518
+91 7736227334
studiourbanhive@gmail.com

URBAN HIVE ★ +91 7736227334 ★ ERNAKULAM

RAGIMA N. R.
REGISTERED ARCHITECT
CA/2013/58818
ERNAKULAM, KERALA

ABOUT

I am Fathimath Safna N. N, an Interior Designer, and I have successfully completed my internship at Urban Hive, an Architectural and Interior Design Firm, Ernakulam, Kerala, from 3rd August 2026 to 31st October 2026.

During my internship, I gained valuable practical experience in various aspects of architectural and interior design. I had the opportunity to work on different design projects, including 3D visualizations and realistic renders, interior designing, mood board preparation, electrical drawings, and detailed working drawings.

I also gained experience in understanding and interpreting client requirements, developing design concepts, and transforming ideas into functional and aesthetically pleasing spaces using my creativity and design skills.

This experience helped me improve my technical knowledge, software skills, creativity, time management, and ability to work on real-time projects. It also gave me a better understanding of professional design practices and the importance of balancing client expectations with design functionality and aesthetics.

I am grateful to Urban Hive for providing me with this valuable opportunity, guidance, and practical exposure throughout my internship

CONTENTS

06 — Ujwal Residence

- Plans
- Mood Board
- Renders

26 — Reshma Residence

- Plans
- Electrical Drawings
- Wardrobe & Bed Side Table Detailed Drawing
- Exterior Render
- Interior Renders

1 RESIDENTIAL
Ujwal Residence

- Plans
- Mood Board
- Interior Renders





GROUND FLOOR 2D & 3D PLAN

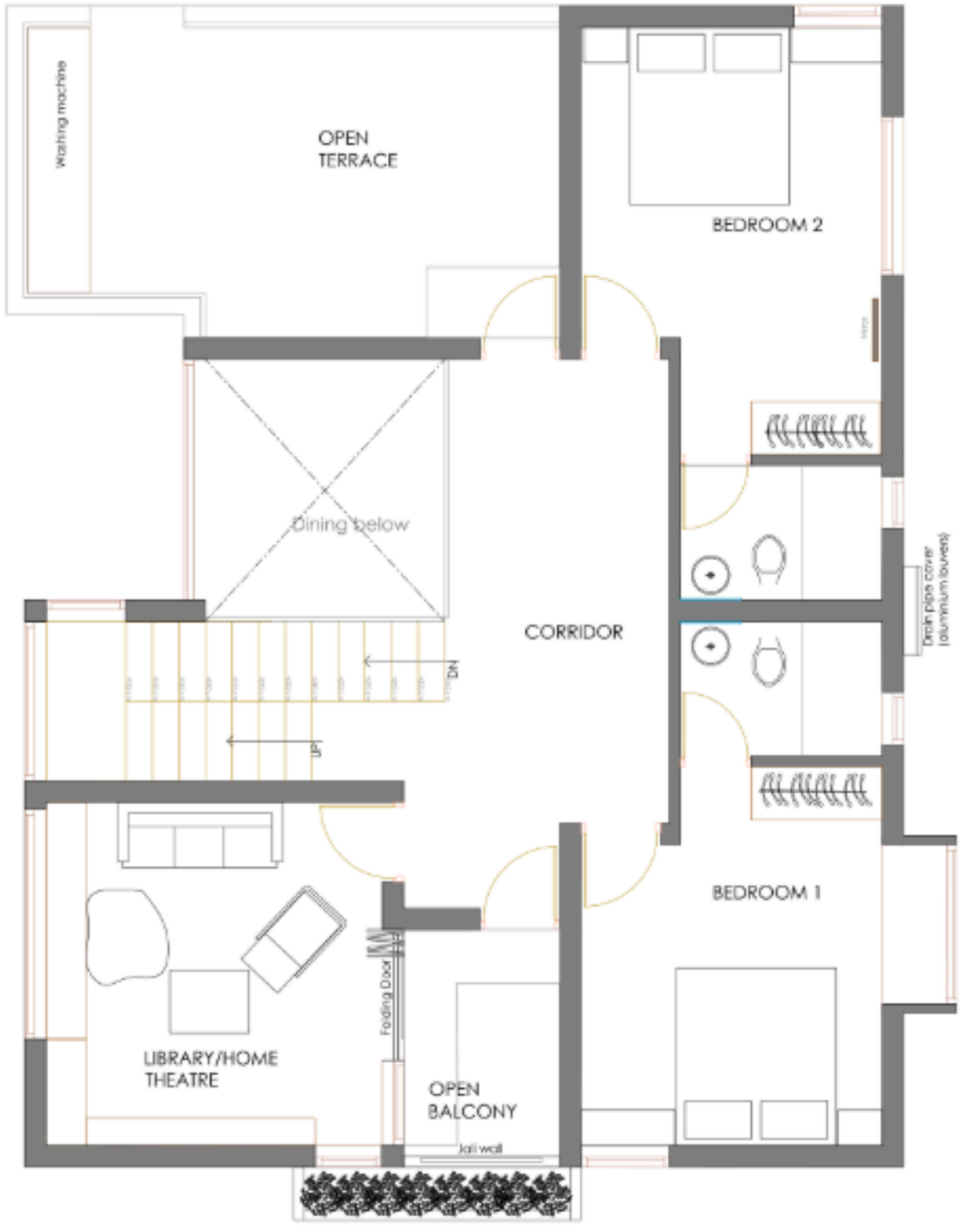



FIRST FLOOR 2D & 3D PLAN

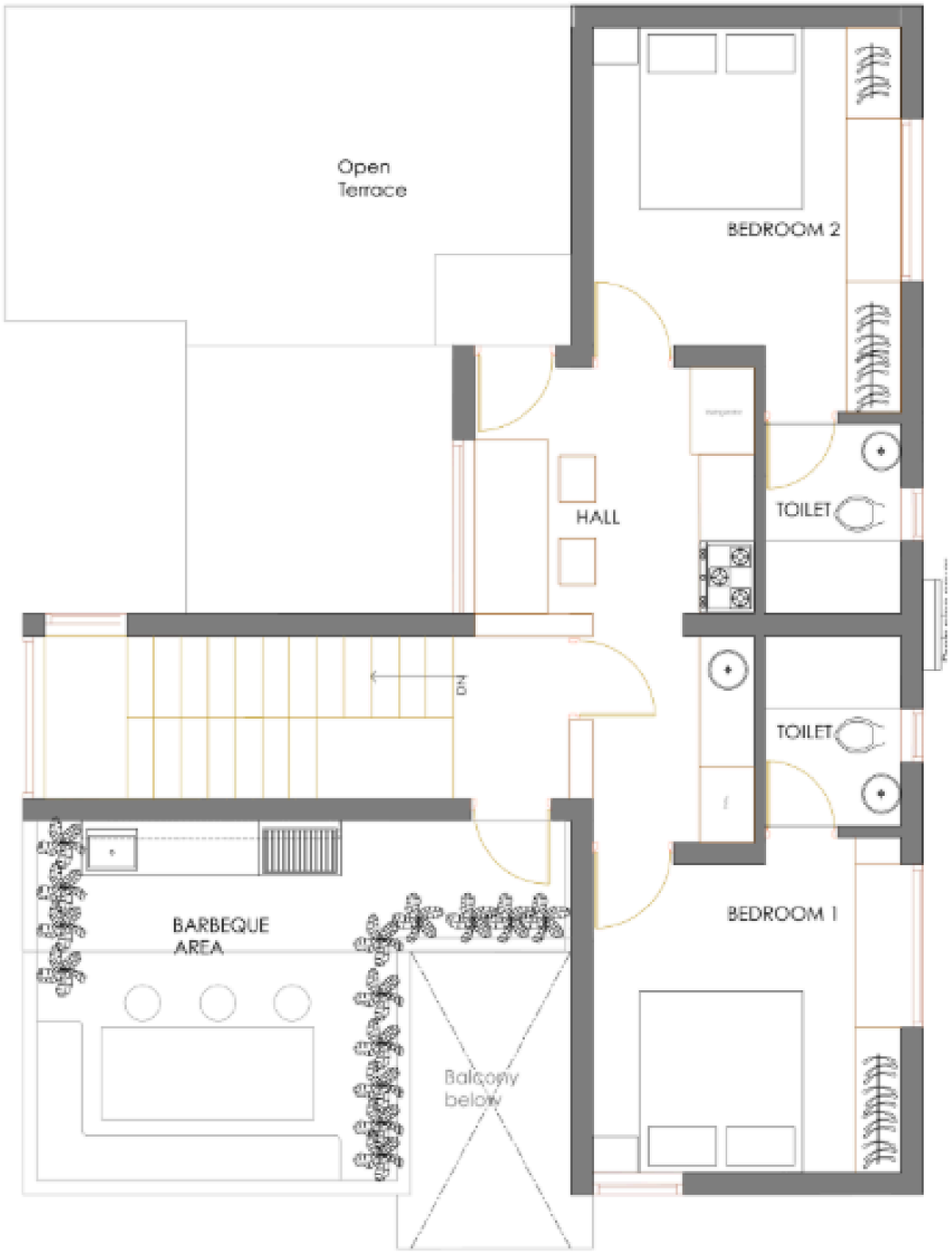



SECOND FLOOR 2D & 3D PLAN

MOOD BOARD

Ujwala Residence

Jalli Walls

Athankudi Tiles

Indian Details

Indoor Plants















Warm Lighting

WARM IVORY	SAGE GREEN	OLIVE GREEN	TERRACOTTA	WOOD BROWN	MUTED BEIGE	WARM BRASS
#F4EFE6	#738B6D	#4F6B51	#C7755A	#7A4E33	#DCC8B2	#B89A5A

NEUTRAL SUPPORTING TONES

WARM WHITE	STONE GREY	SAND BEIGE	MOCHA	CHARCOAL	SOFT TAUPE
#F4F7F1	#BDB6AA	#E7DCC6	#A8957A	#3C3C3C	#8E8476

Udhyama Brother's House (Interior)

- Minimal modern (less cluttered feeling)
- Functional
- Second floor - minimal (maid & rent)
- Partition wall , between , stair & living
- Fc in living room
- Speakers in ceiling / fc .
- Washing machine - First floor
- Master - parents room
- Kitchen window change to long window
- Work area - store & sink (hood)
- Dishwasher
- microwave (Build in) over
- Master , table , study
- Wardrobe (dressing)
- Living , dining , (pattern) athangudi
- Function should not be compromised
- Indian touch
- Wash (window discuss with Udhyama)
- Patio (near dining)
- Home theater (Discuss with udyama)
- FF Corridor- Plant & seating,console
- Terrace - washing machine, dryer, shade Jali - in terrace
- Second floor - Minimum interior-to rent.
- Second floor - open terrace - Barbeque area.
- Planter box - Seating .
- Dinning / full glass
- Window / door - upvc
























































How To Train
ROSWELL


Watch Now
Up Next




Watch Now
Up Next
ROSWELL





























2

RESIDENTIAL

Reshma Residence

- Plans
- Electrical Drawings
- Wardrobe & Bed Side Table Detailed Drawing
- Exterior Render
- Interior Renders

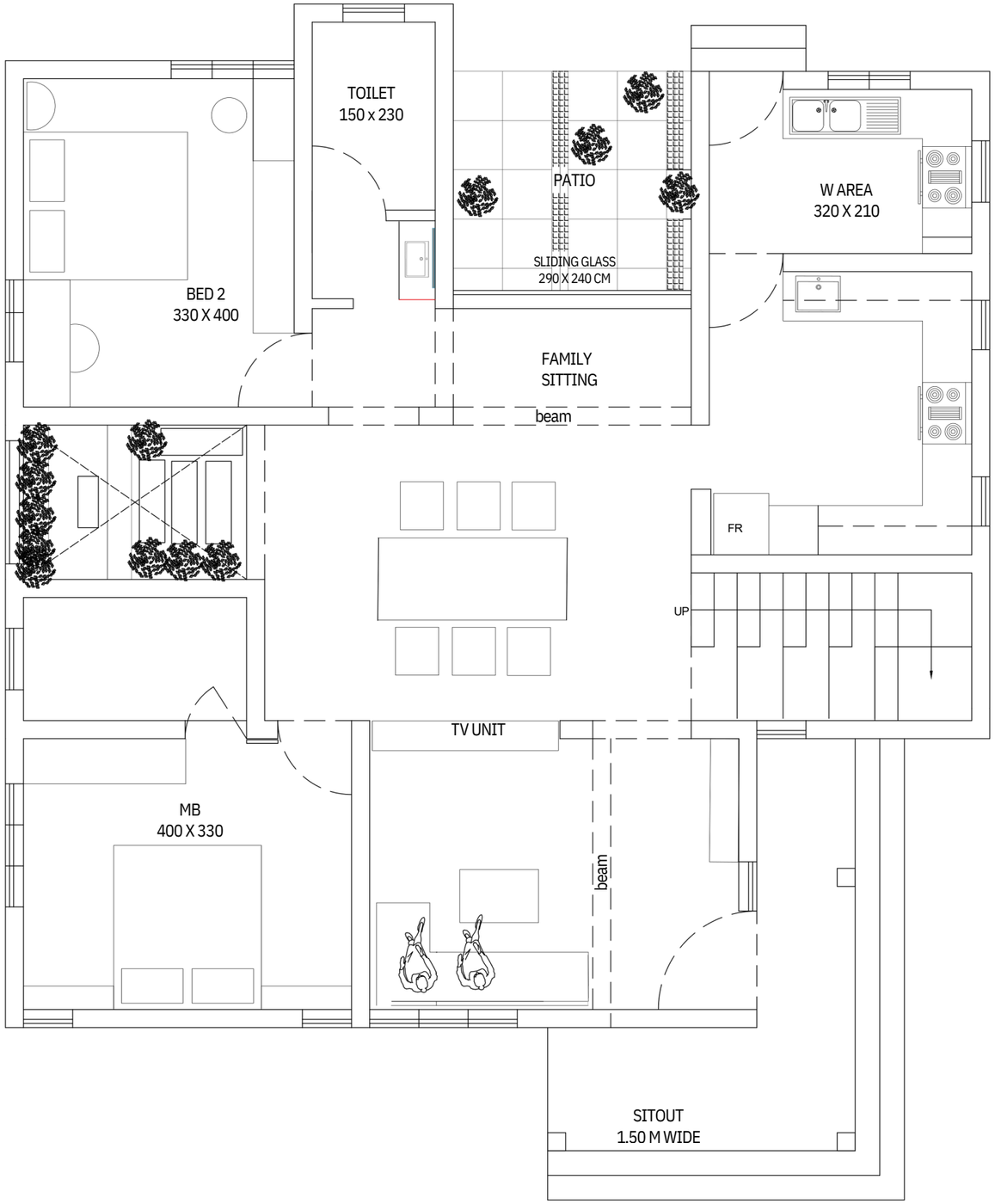



GROUND & FIRST FLOOR 2D PLAN





GROUND & FIRST FLOOR 2D PLAN

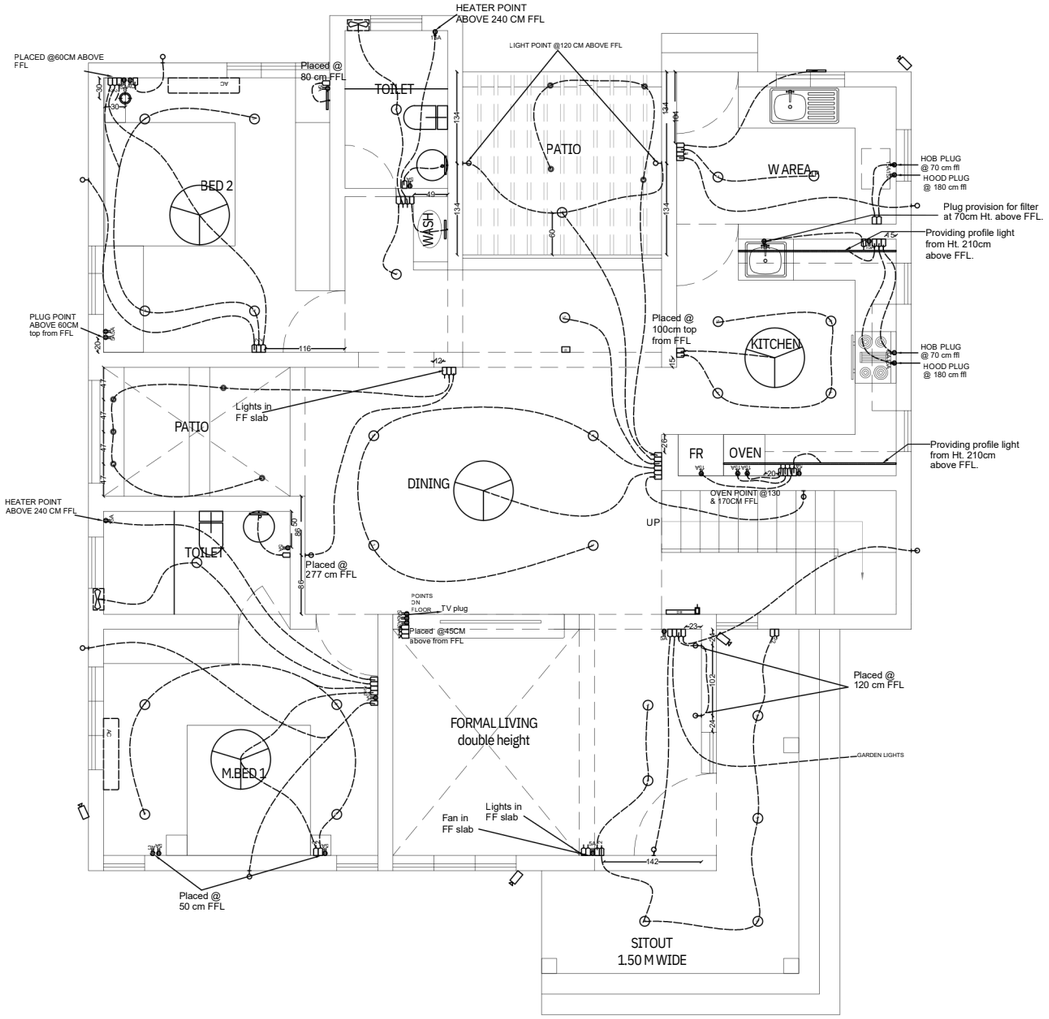

01 GF ELECTRICAL POINTS
SCALE – NTS

NOTE: ALL SWITCH BOARDS ARE AT 130 CM FFL UNTIL SPECIFIED OTHERWISE.
ALL TUBE AND WALL LIGHTS AT 235 CM FFL UNLESS SPECIFIED.
KITCHEN SWITCHES @ 110 CM FFL UNLESS SPECIFIED

NORTH

NOTES:

GENERAL
1. All dimensions are in millimeters and all levels are in metres unless otherwise mentioned.
2. Only written dimensions are to be followed. No drawing shall be scaled.
3. The notes given in Sheet Nos. 1(a) and 1(b) shall be read in conjunction with this drawing and must be followed strictly.

AREA DETAILS

GROUND FLOOR	
FIRST FLOOR	
TOTAL	

GENERAL LEGEND FOR ELECTRICAL DRAWING

	ONE WAY SWITCH
	TWO WAY SWITCH
	TELEVISION POINT
	LAN CABLE (near living)
	TUBE
	LIGHT
	PANEL LIGHT TYPE 1
	PANEL LIGHT TYPE 2
	HANGING LIGHT
	SMALL SPOT LIGHT
	LED STRIP LIGHT
	COVE LIGHTING LED
	MIRROR LIGHT
	UNDER CABINET LIGHTING
	5A PLUG POINT WITH SWITCH
	15 A PLUG POINT WITH SWITCH
	CALLING BELL SWITCH
	MOTOR POINT
	DOOR BELL
	INTERNET POINT (near family living)
	MOTOR
	DISTRIBUTION BOARD
	METER
	A.C PLUG POINT
	EXHAUST POINT
	WALL FAN
	CEILING FAN
	CEILING HOOK
	SECURITY CAMERA
	NIGHT LIGHT -45MM ABOVE FFL
	GROUND LIGHT
	MASTER SWITCH
	GARDEN LIGHT

CLIENT:
RESHMA

PRJCT NO:
-

LOCATION OF PROJECT:
.

NAME OF WORK:
ELECTRICAL DRAWING - GF

DRAWING ISSUED BY ☐PR PREPARATION ☐ADMIN./FINANCIAL SANCTION ☐TECHNICAL SANCTION ☑CONSTRUCTION	ARCHITECT: **ArRAGIMA**
	ENGINEER:
PROJECT CATEGORY ☐PUBLICBUILDING ☐COMMERCIAL BUILDING ☑RESIDENTIAL BUILDING ☐MIXED USE BUILDING ☐OTHER STRUCTURES	DRAWN BY: **Ar AARDRA** DESIGNED BY:
STRUCTURE CATEGORY ☐RCC ☐MASONRY ☐STEEL ☐PSC ☐COMPOSITE ☐INTERIOR DESIGN ☐LANDSCAPE DESIGN	**Ar RAGIMA** CHECKED BY: **Ar RAGIMA**
CONSTRUCTION TYPE ☑NEW ☐RECONSTRUCTION ☐REHABILITATION	APPROVED BY: **Ar RAGIMA**
DATE 13/10/2026	

CONTACT
XV/92, Naduvilaparambil, Kongorpilly, Kongorpilly P.O., Koonammavu, Ernakulam. PIN: 683518
mob: 7736227334
Website: studiourbanhive.com
email: studiourbanhive@gmail.com

DRAWING TITLE:
ELECTRICAL

DRAWINGNO:
SUH/EKM/BLD/13/2022

DRAWING SCALE:	1:100
SHEET SIZE: REVISION NO:	A3 0
SHEET NO:	1

URBANHIVE

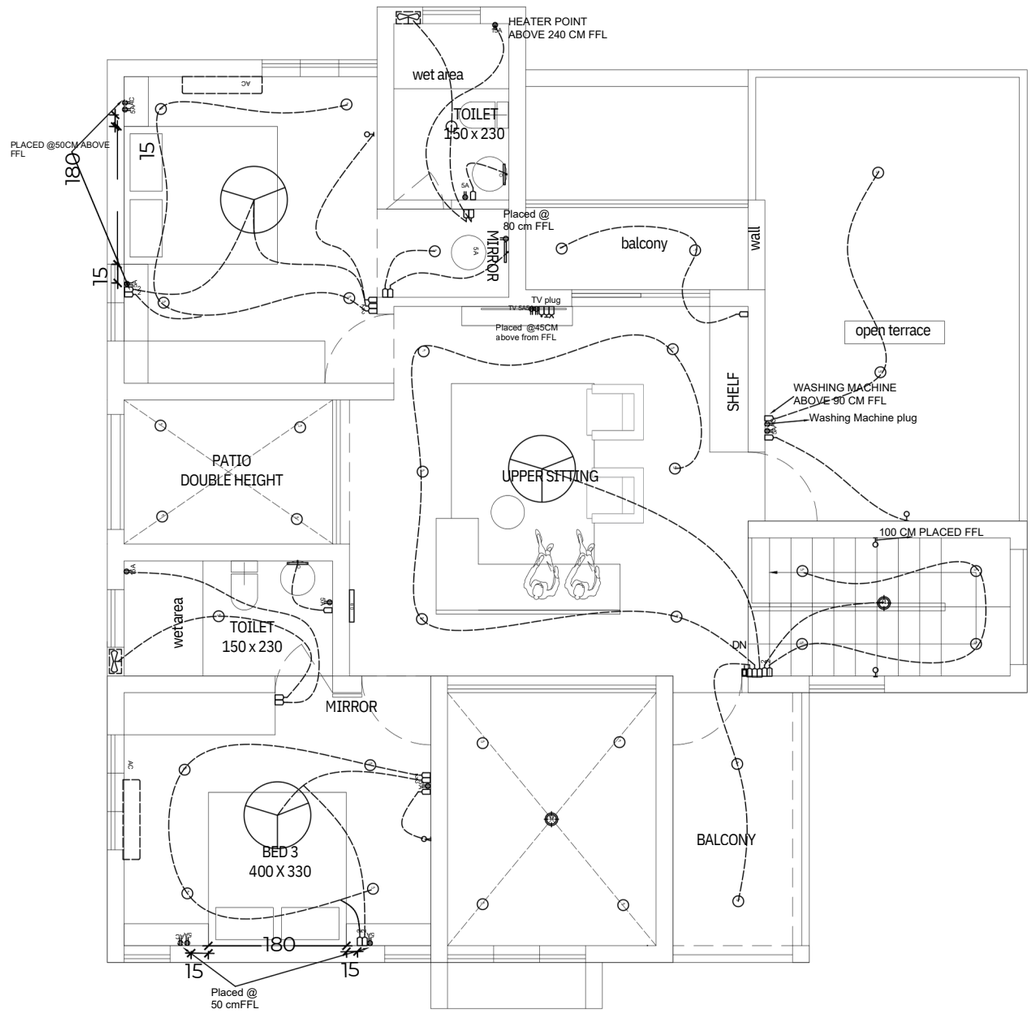

01 FF ELECTRICAL POINTS
SCALE – NTS

NORTH

NOTES:

GENERAL
1. All dimensions are in millimeters and all levels are in metres unless otherwise mentioned.
2. Only written dimensions are to be followed. No drawing shall be scaled.
3. The notes given in Sheet Nos. 1(a) and 1(b) shall be read in conjunction with this drawing and must be followed strictly.

AREA DETAILS

GROUND FLOOR	
FIRST FLOOR	
TOTAL	

GENERAL LEGEND FOR ELECTRICAL DRAWING

	ONE WAY SWITCH
	TWO WAY SWITCH
	TELEVISION POINT
	LAN CABLE (near living)
	TUBE
	LIGHT
	PANEL LIGHT TYPE 1
	PANEL LIGHT TYPE 2
	HANGING LIGHT
	SMALL SPOT LIGHT
	LED STRIP LIGHT
	COVE LIGHTING LED
	MIRROR LIGHT
	UNDER CABINET LIGHTING
	5A PLUG POINT WITH SWITCH
	15 A PLUG POINT WITH SWITCH
	CALLING BELL SWITCH
	MOTOR POINT
	DOOR BELL
	INTERNET POINT (near family living)
	MOTOR
	DISTRIBUTION BOARD
	METER
	A.C PLUG POINT
	EXHAUST POINT
	WALL FAN
	CEILING FAN
	CEILING HOOK
	SECURITY CAMERA
	NIGHT LIGHT -45MM ABOVE FFL
	GROUND LIGHT
	MASTER SWITCH
	GARDEN LIGHT

CLIENT:
RESHMA

PRJCT NO:
-

LOCATION OF PROJECT:
.

NAME OF WORK:
ELECTRICAL- FF

DRAWING ISSUED BY ☐PRPREPARATION ☐ADMIN./FINANCIAL SANCTION ☐TECHNICAL SANCTION ☑CONSTRUCTION	ARCHITECT: **Ar RAGIMA**
	ENGINEER:
PROJECT CATEGORY ☐PUBLICBUILDING ☐COMMERCIAL BUILDING ☑RESIDENTIAL BUILDING ☐MIXED USE BUILDING ☐OTHER STRUCTURES	DRAWN BY: **SAFNA** DESIGNED BY:
STRUCTURE CATEGORY ☐RCC ☐MASONRY ☐STEEL ☐PSC ☐COMPOSITE ☐INTERIOR DESIGN ☐LANDSCAPE DESIGN	**Ar RAGIMA** CHECKED BY: **Ar RAGIMA**
CONSTRUCTION TYPE ☑NEW ☐RECONSTRUCTION ☐REHABILITATION	APPROVED BY: **Ar RAGIMA**
DATE 13/10/2026	

CONTACT
XV/92, Naduvilaparambil, Kongorpilly, Kongorpilly P.O., Koonammavu, Ernakulam. PIN: 683518
mob: 7736227334
Website: studiourbanhive.com
email: studiourbanhive@gmail.com

DRAWING TITLE:
ELECTRICAL DRAWING

DRAWING NO:
SUH/EKM/BLD/13/2022

DRAWING SCALE:	1:100
SHEET SIZE: REVISION NO:	A3 0
SHEET NO:	1

URBANHIVE

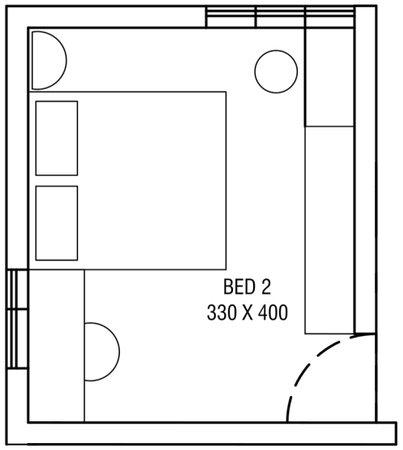

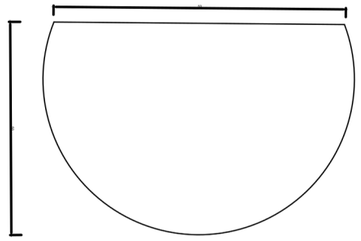

TOP VIEW (BED SIDE TABLE)

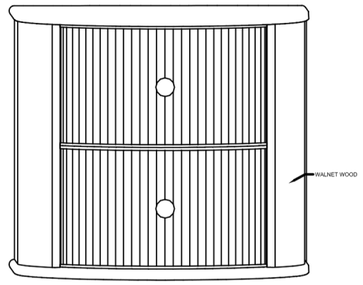

FRONT VIEW (BED SIDE TABLE)

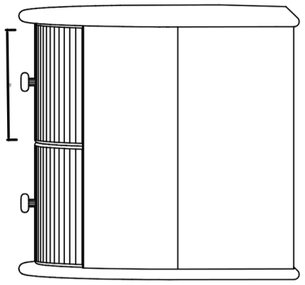

SIDE VIEW (BED SIDE TABLE)

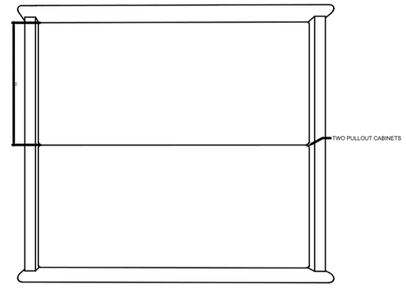

BACK VIEW (BED SIDE TABLE)

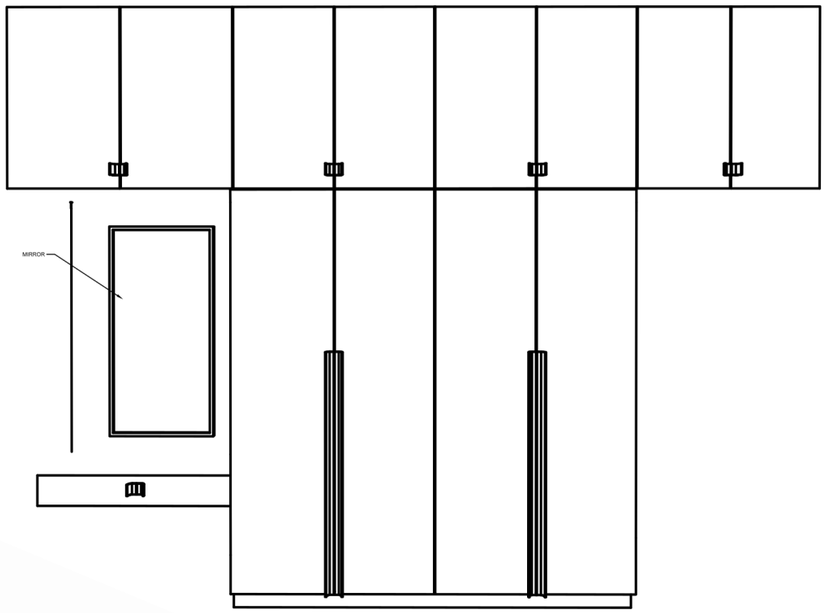

WARDROBE

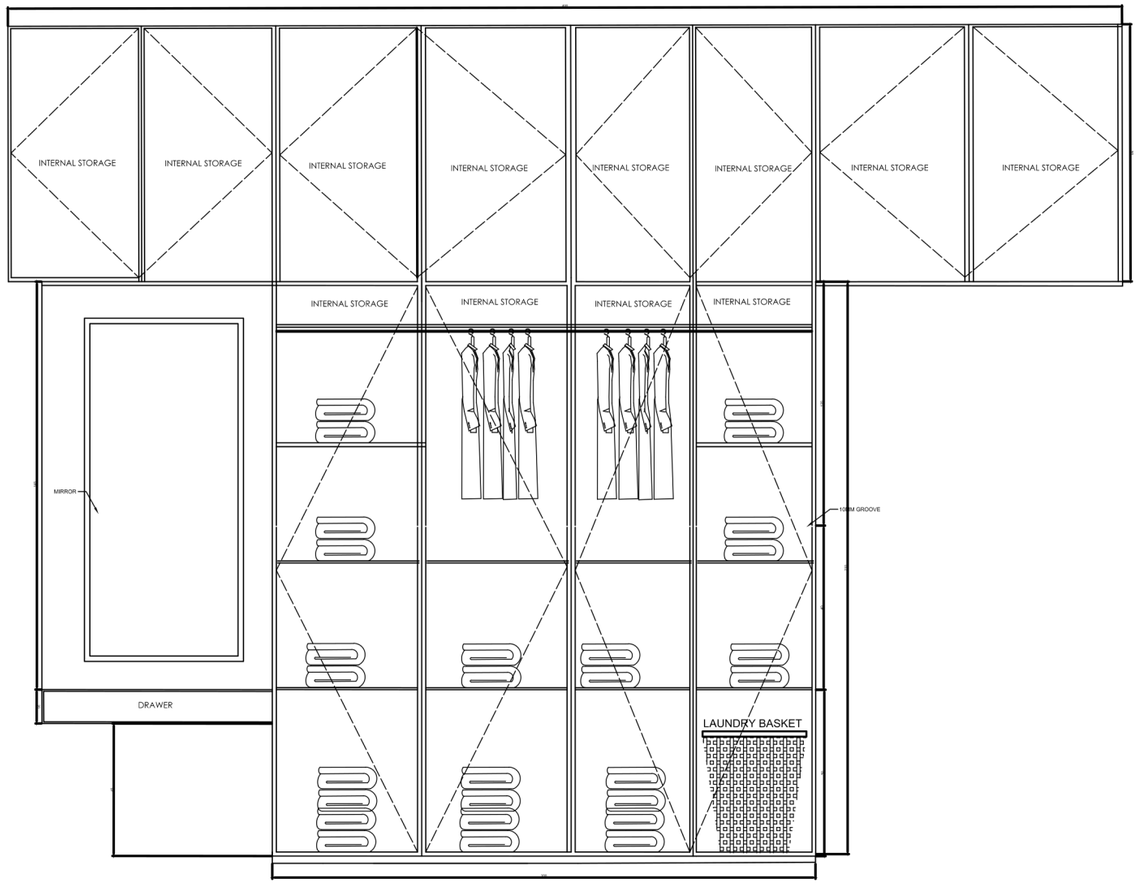

Wardrobe & Bed Side Table Detailed Drawing




STRANGER
THINGS
NETFLIX


STRANGER
THINGS
NETFLIX






































STRANGER
THINGS















THANKYOU